





Map 1 Gifford Wood Constraints

Legend

-  Route of sewage pipe
-  Approximate route of sewage pipe
-  Manhole
-  Public Right of Way

